

Tilos,
Centre table 124x110x35
by Antonio Citterio

kettal

Centre table 124x110x35

Designer
Antonio Citterio

Collection
Tilos

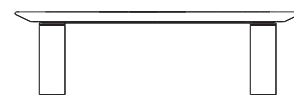
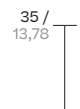
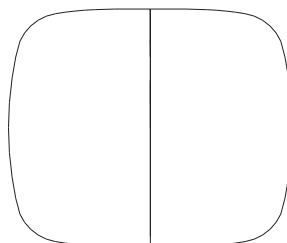
Reference
KSB712300

1/2



The Tilos Collection takes inspiration from the archetypal seating of the 1950s and 1960s, traditionally crafted in bamboo and rattan. These forms have been reimagined using advanced technologies and modern industrial manufacturing techniques, resulting in a collection that feels both timeless and contemporary.

At its core, Tilos features a distinctive shell made of metal and woven acrylic rope, designed to cradle plush cushions while ensuring both comfort and durability.

cm/inch



cm/inch



kettal

Centre table 124x110x35

Designer
Antonio Citterio

Collection
Tilos

Reference
KSB712300

2/2

Maintenance Teak

Apply Kettal Sealer (KS5707500) to the wood every three months, or more often for hospitality use. To restore teak's original look, sand the surface and reapply sealer.

Discover more about the Teak cleaning process [right here](#).

Maintenance Aluminium

Clean with non-corrosive, non-abrasive cleaners to ensure the longevity and pristine appearance of aluminium surfaces. Avoid the use of scrubs pads or pressure cleaners, as these may cause damage.

Finishes

[Click here](#) or scan the following QR code.



kettal