

Tilos,
Dining Table
248x110x75
by Antonio Citterio

kettal

Dining Table

248x110x75

Designer
Antonio Citterio

Collection
Tilos

Reference
KSB712000

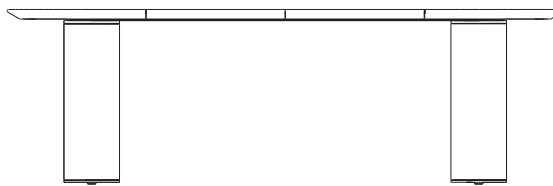
1/2

The Tilos Collection takes inspiration from the archetypal seating of the 1950s and 1960s, traditionally crafted in bamboo and rattan. These forms have been reimagined using advanced technologies and modern industrial manufacturing techniques, resulting in a collection that feels both timeless and contemporary.


At its core, Tilos features a distinctive shell made of metal and woven acrylic rope, designed to cradle plush cushions while ensuring both comfort and durability.

cm/inch

74,6 / 29,37

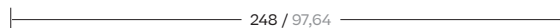


110 / 43,30



cm/inch

248 / 97,64



kettal

Dining Table

248x110x75

Designer
Antonio Citterio

Collection
Tilos

Reference
KSB712000

2/2

Maintenance Teak

Apply Kettal Sealer (KS5707500) to the wood every three months, or more often for hospitality use. To restore teak's original look, sand the surface and reapply sealer.

Discover more about the Teak cleaning process [right here](#).

Finishes

[Click here](#) or scan the following QR code.



Maintenance Aluminium

Clean with non-corrosive, non-abrasive cleaners to ensure the longevity and pristine appearance of aluminium surfaces. Avoid the use of scrubs pads or pressure cleaners, as these may cause damage.



kettal